



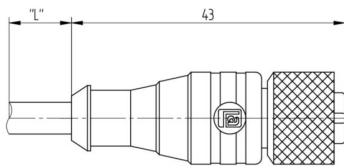
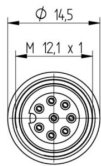
Product: [RSWT 8-RKT 8-661](#)

Sensor / Actuator Connectors: Cordset, double ended, M12 Standard, Angled Male, 8-pole to a, M12 Standard, Straight Female, 8-pole; with Grey PVC 24 AWG cable

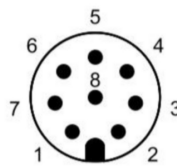
Product Description

Sensor / Actuator Connectors: Cordset, double ended, M12 Standard, Angled Male, 8-pole to a, M12 Standard, Straight Female, 8-pole, 30 V | 2 A; with Grey PVC 24 AWG cable

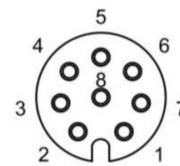
Technical Drawing



Face View
M12 Male



Face View
M12 Female

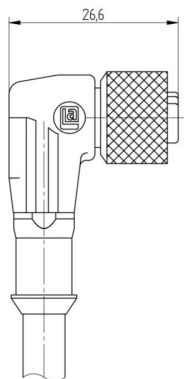
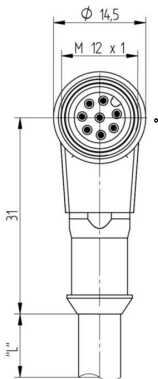


Color Code

- 1 = WH
- 2 = BN
- 3 = GN
- 4 = YE
- 5 = GY
- 6 = PK
- 7 = BU
- 8 = RD

Color Code

- 1 = WH
- 2 = BN
- 3 = GN
- 4 = YE
- 5 = GY
- 6 = PK
- 7 = BU
- 8 = RD



Technical Specifications

[Product Description](#)

Product Family:	Sensor / Actuator Connectors
Brand:	Lumberg Automation
Connector Type:	Cordset, double ended
Shielding Type:	Unshielded
Voltage Rating:	30 V
Rated Impulse Voltage:	0.8 kV
Operating Voltage:	30 V AC/DC
Current Rating:	2 A

Technical Data Side 1

Side 1 Product Sub Family:	M12 Standard
Side 1 Type of Contact/Gender:	Male
Connector Design:	Angled
Attachment Type:	Coupling Screw
Number of Pins:	8
Coding, Side 1:	A
Contact Resistance:	≤ 10 mOhm
Insulation Resistance:	> 10 ⁹ Ohm
Mating Cycles:	≤ 100
Ambient Temperature (Operation)*:	- 40 °C - + 90 °C
Protection Degree / IP Rating**:	IP65, IP67
Design Standard:	IEC 61076-2-101
Pollution Degree:	3 acc. to DIN EN 60664-1 (VDE 0110-1)
Overvoltage Category:	II acc. to DIN EN 60664-1 (VDE 0110-1)
Contact Base Material:	CuSn
Side 1 Contact Plating:	Cu/Au
Contact Bearer Material:	TPU
Contact Bearer Color:	Yellow
Flammability Class (Contact Bearer):	UL 94 HB
Molded Body Material:	TPU
Molded Body Color:	Grey Transluscent
Flammability Class (Molded Body):	UL 94 HB
Attachment Material:	CuZn, Nickel-plated, External thread
Fastening Torque (Attachment):	M 12x1: (50-60) Ncm, hand-tight

Cable Data

Cable Number:	661
Conductor Size:	24 AWG
Number of Wires:	8
Minimal Bending Radius (Fixed Inst):	> 7 x D
Minimal Bending Radius (Flexible Inst):	> 10 x D
Cycles (Bending):	> 1 M
Conductor Material:	Cu [Bare Copper]
Cable Jacket Material:	PVC
Cable Jacket Color:	Grey
Cable Diameter D:	Ø 6.02 mm
Wire Insulation Material:	PVC-SR
Insulated Wire Diameter:	Ø1.15
Ambient Temperature (Fixed Installation):	- 40 to 105°C
Ambient Temperature (Flex Installation):	- 15 to 105°C
Ambient Temperature (Drag Chain Inst):	- 15 to 105°C
UL Cable Type:	AWM 2661, C(RU) AWM I/II A/B
Flammability Class (Cable Jacket):	UL VW-1, FT1
Cable Characteristics:	Mechanical Resistances, Abrasion, Impact, Weathering; Chemical Resistances to Oils, Acids, Alkalis

Technical Data Side 2

Side 2 Product Sub Family:	M12 Standard
----------------------------	--------------

Side 2 Type of Contact/Gender:	Female
Connector Design, Side 2:	Straight
Attachment Type, Side 2:	Coupling Thread
Number of Pins, Side 2:	8
Coding, Side 2:	A
Contact Resistance, Side 2:	≤ 10 mOhm
Insulation Resistance, Side 2:	> 10 ⁹ Ohm
Mating Cycles, Side 2:	≤ 100
Ambient Temperature (Operation), Side 2*:	- 40 °C - + 90 °C
Protection Degree / IP Rating, Side 2**:	IP65, IP67
Design Standard, Side 2:	IEC 61076-2-101
Pollution Degree, Side 2:	3 acc. to DIN EN 60664-1 (VDE 0110-1)
Overvoltage Category, Side 2:	II acc. to DIN EN 60664-1 (VDE 0110-1)
Contact Base Material, Side 2:	CuSn
Contact Plating, Side 2:	Cu/Au
Contact Bearer Material, Side 2:	TPU
Contact Bearer Color, Side 2:	Orange
Flammability Class (Contact Bearer), Side 2:	UL 94 HB
Molded Body Material, Side 2:	TPU
Molded Body Color, Side 2:	Grey Translucent
Flammability Class (Molded Body), Side 2:	UL 94 HB
Attachment Material, Side 2:	CuZn, Nickel-plated, Internal thread
O-Ring Material, Side 2:	FKM, green or black
Fastening Torque (Attachment), Side 2:	M 12x1: (50-60) Ncm, hand-tight
Note, Side 2:	Do not connect or disconnect under load.

Approvals

UL-File:	E315587
UL:	Yes
VDE:	Yes

Safety & Environmental Compliance

RoHS Compliant:	Yes
-----------------	-----

Resistances

Oil Resistance:	Good chemical and oil resistance
-----------------	----------------------------------

Notes

Protection Degree / IP Rating Note:	Protection Degree and IP Rating per test standard IEC 60529 using a Lumberg Automation mating product
Note Derating:	Notice derating

Variants

Item #	Item Description	Cable Length
600006449	RSWT 8-RKT 8-661/0.3M	0.3 m
600006450	RSWT 8-RKT 8-661/0.6M	0.6 m
600006451	RSWT 8-RKT 8-661/1M	1 m
600006452	RSWT 8-RKT 8-661/2M	2 m
600006453	RSWT 8-RKT 8-661/5M	5 m
600006454	RSWT 8-RKT 8-661/10M	10 m

© 2026 Belden, Inc

All Rights Reserved.

Although Belden makes every reasonable effort to ensure their accuracy at the time of this publication, information and specifications described here in are subject to error or omission and to change without notice, and the listing of such information and specifications does not ensure product availability.

Belden provides the information and specifications herein on an "ASIS" basis, with no representations or warranties, whether express, statutory or implied. In no event will Belden be liable for any damages (including consequential, indirect, incidental, special, punitive, or exemplary damages) whatsoever, even if Belden has been advised of the possibility of such damages, whether in an action under contract, negligence or any other theory, arising out of or in connection with the use, or inability to use, the information or specifications described herein.

All sales of Belden products are subject to Belden's standard terms and conditions of sale.

Belden believes this product to be in compliance with all applicable environmental programs as listed in the data sheet. The information provided is correct to the best of Belden's knowledge, information and belief at the date of its publication. This information is designed only as a general guide for the safe handling, storage, and any other operation of the product itself or the one that it becomes a part of. The Product Disclosure is not to be considered a warranty or quality specification. Regulatory information is for guidance purposes only. Product users are responsible for determining the applicability of legislation and regulations based on their individual usage of the product.