




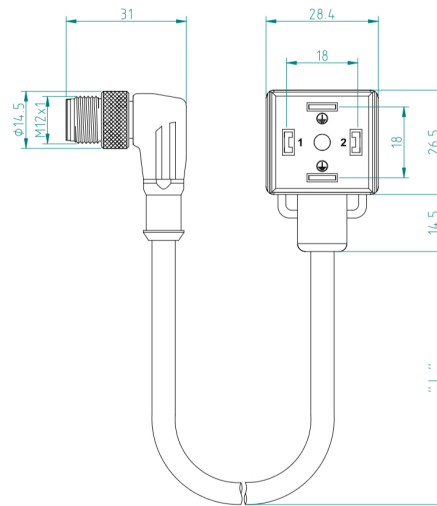
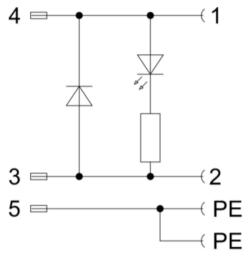
Product: [RSWT 5-3-VAD 1F-4-3-241](#) 

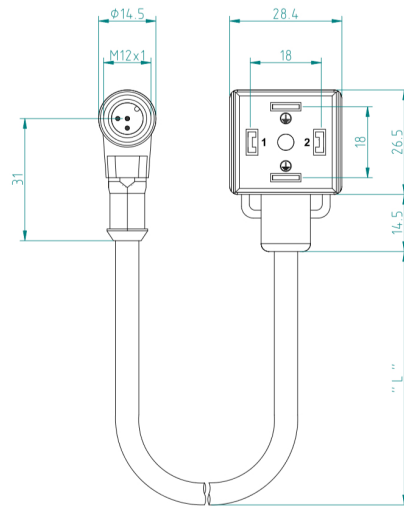
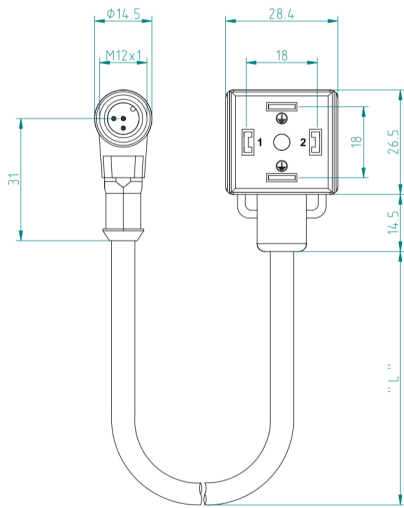
DIN EN 175301-803-A, Cordset, double ended: M12, Male, Angled, 3-Pole, to a, Form A, Female, Angled, 2+2PE, Yellow LED with Recovery Diode: Cable, PUR, orange, 3x0.50 mm²

Product Description

DIN EN 175301-803-A, Cordset, double ended: M12, Male, Angled, 3-Pole, to a, Form A, Female, Angled, 2+2PE, Yellow LED with Recovery Diode: Cable, PUR, orange, 3x0.50 mm²

Technical Drawing





Technical Specifications

Product Description

Product Family:	Valve Connectors
Brand:	Lumberg Automation
Connector Type:	Cordset, double ended
Shielding:	Unshielded
Rated Voltage:	24 V
Rated Impulse Voltage:	1.5 kV
Operating Voltage:	24 V DC
Rated Current*:	4 A

Technical Data Side 1

Product Sub Family:	M12
Type of Contact / Gender:	Male
Connector Design:	Angled
Attachment Type:	Coupling Screw
Number of Pins:	3
Coding:	A
Contact Resistance:	≤ 10 mOhm
Insulation Resistance:	> 10 ⁹ Ohm
Mating Cycles:	≤ 100
Ambient Temperature (Operation)*:	- 40 °C - + 90 °C
Protection Degree / IP Rating**:	IP65
Design Standard:	IEC 61076-2-101
Pollution Degree:	3 acc. to DIN EN 60664-1 (VDE 0110-1)
Overvoltage Category:	III acc. to DIN EN 60664-1 (VDE 0110-1)
Contact Base Material:	CuSn
Contact Plating:	Cu/Au
Contact Bearer Material:	TPU
Contact Bearer Color:	Orange
Flammability Class (Contact Bearer):	UL 94 HB
Molded Body Material:	TPU
Molded Body Color:	Grey Translucent
Flammability Class (Molded Body):	UL 94 HB

Attachment Material:	CuZn
Attachment Plating:	Ni-Plated
Function Indicator:	Yellow LED
Protective Circuit:	Recovery Diode
Fastening Torque (Attachment):	M 12x1: (50-60) Ncm, hand-tight
Note:	Do not connect or disconnect under load.

Cable Data

Cable Number:	241
Conductor Size:	0.5 mm²
Number of Wires:	3
Minimal Bending Radius (Fixed Inst):	> 5 x D
Minimal Bending Radius (Flexible Inst):	> 10 x D
Cycles (Bending):	> 2 M
Welding Resistance:	Welding spark resistant
Conductor material:	Cu
Cable Jacket Material:	PUR
Cable Jacket Color:	orange
Cable Diameter D:	ø 5.0 ± 0.2 mm
Wire Insulation Material:	HDPE
Insulated Wire Diameter:	ø 1.50 mm
Ambient Temperature (Fixed Installation):	- 50 °C - + 80 °C
Ambient Temperature (Flex Installation):	- 25 °C - + 80 °C
Ambient Temperature (Drag Chain Inst):	- 25 °C - + 60 °C
UL Cable Type:	AWM: 20549
Flammability Class (Cable Jacket):	DIN EN 60332-1-2, VDE 0482-332-1-2, IEC 60332-1-2
Cable Characteristics:	Mainly plasticizer diffusion free; Good microbes and hydrolysis resistance; Exclusion of PVC and silicone; Seatwater resistance; Coldness flexibility

Technical Data Side 2

Product Sub Family, Side 2:	VAD
Type of Contact / Gender, Side 2:	Female
Connector Design, Side 2:	Angled
Attachment Type, Side 2:	Central Screw
Number of Pins, Side 2:	2+2PE
Coding, Side 2:	A
Contact Resistance, Side 2:	≤ 5 mOhm
Insulation Resistance, Side 2:	> 10^9 Ohm
Mating Cycles, Side 2:	50
Ambient Temperature (Operation), Side 2*:	-25°C to +80°C
Protection Degree / IP Rating, Side 2**:	IP65
Design Standard, Side 2:	DIN EN 175301-803-A
Pollution Degree, Side 2:	3 acc. to DIN EN 60664-1 (VDE 0110-1)
Overvoltage Category, Side 2:	III acc. to DIN EN 60664-1 (VDE 0110-1)
Contact Base Material, Side 2:	CuZn
Contact Plating, Side 2:	Cu/Ni,Sn
Contact Bearer Material, Side 2:	PBT
Contact Bearer Color, Side 2:	Black
Flammability Class (Contact Bearer), Side 2:	UL 94 V-0
Molded Body Material, Side 2:	TPU
Molded Body Color, Side 2:	Translucent
Attachment Material, Side 2:	Steel, Phillips combi slot
O-Ring Material, Side 2:	Molded Integrated Gasket
Fastening Torque (Attachment), Side 2:	(50-60) Ncm

Safety & Environmental Compliance

RoHS Compliant:	yes
-----------------	-----

Resistances

Halogenfree:	no
Oil Resistance:	Good chemical and oil resistance

Notes

Protection Degree / IP Rating Note:	** only if mounted and locked in combination with Hirschmann / Lumberg Automation connector.
Note Derating:	Notice derating
Update and Revision:	Revision Number: 0.52 Revision Date: 05-02-2023

Variants

Item #	Item Description	Cable Length
10840	RSWT 5-3-VAD 1F-4-3-241/1 M	1 m

© 2024 Belden, Inc

All Rights Reserved.

Although Belden makes every reasonable effort to ensure their accuracy at the time of this publication, information and specifications described here in are subject to error or omission and to change without notice, and the listing of such information and specifications does not ensure product availability.

Belden provides the information and specifications herein on an "ASIS" basis, with no representations or warranties, whether express, statutory or implied. In no event will Belden be liable for any damages (including consequential, indirect, incidental, special, punitive, or exemplary damages) whatsoever, even if Belden has been advised of the possibility of such damages, whether in an action under contract, negligence or any other theory, arising out of or in connection with the use, or inability to use, the information or specifications described herein.

All sales of Belden products are subject to Belden's standard terms and conditions of sale.

Belden believes this product to be in compliance with all applicable environmental programs as listed in the data sheet. The information provided is correct to the best of Belden's knowledge, information and belief at the date of its publication. This information is designed only as a general guide for the safe handling, storage, and any other operation of the product itself or the one that it becomes a part of. The Product Disclosure is not to be considered a warranty or quality specification. Regulatory information is for guidance purposes only. Product users are responsible for determining the applicability of legislation and regulations based on their individual usage of the product.