



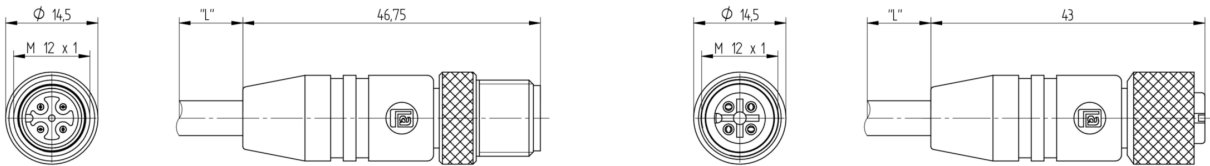
**Product:** [RSTS 4-RKTS 4-288](#)

Sensor/Actuator Double-Ended Cordset: Male straight A-coded orange 4-pin M12 Standard connector to female straight A-coded orange 4-pin M12 Standard connector, shielded, 50 V AC / 60 V DC, 4 A; PUR black cable, 4-wires, 0.34 mm<sup>2</sup>

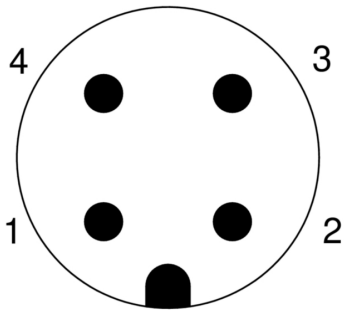
**Product Description**

Sensor/Actuator Double-Ended Cordset: Male straight A-coded orange 4-pin M12 Standard connector to female straight A-coded orange 4-pin M12 Standard connector, shielded, 50 V AC / 60 V DC, 4 A; PUR black cable, 4-wires, 0.34 mm<sup>2</sup>

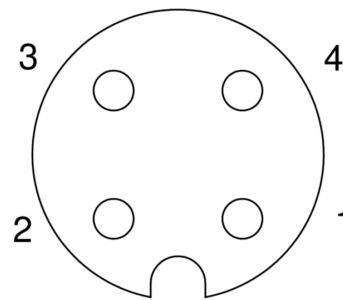
**Technical Drawing**



**Male**



**Female**



**Technical Specifications**

Face View Side 1

Pin 1	Pin 2	Pin 3	Pin 4
brown	white	blue	black

Face View Side 2

Pin 1	Pin 2	Pin 3	Pin 4
brown	white	blue	black

## Product Description

Product Family:	Sensor / Actuator Connectors
Brand:	Lumberg Automation
Connector Type:	Cordset, double ended
Shielding:	Shielded
Rated Voltage:	60 V
Rated Voltage (UL):	250 V AC
Rated Impulse Voltage:	1.5 kV
Operating Voltage:	50 V AC / 60 V DC
Rated Current*:	4 A
Rated Current (UL)*:	4 A

## Technical Data Side 1

Product Sub Family:	M12 Standard
Type of Contact / Gender:	Male
Connector Design:	Straight
Attachment Type:	Coupling Screw
Number of Pins:	4
Coding:	A
Contact Resistance:	≤ 10 mOhm
Insulation Resistance:	> 10 <sup>9</sup> Ohm
Mating Cycles:	≤ 100
Ambient Temperature (Operation)*:	- 40 °C - + 90 °C
Operating Temperature (UL):	max. + 50 °C
Protection Degree / IP Rating**:	IP65, IP67, IP69K
Design Standard:	IEC 61076-2-101
Pollution Degree:	3 acc. to DIN EN 60664-1 (VDE 0110-1)
Overvoltage Category:	III acc. to DIN EN 60664-1 (VDE 0110-1)
Contact Base Material:	CuSn
Contact Plating:	Cu/Au
Contact Bearer Material:	PA
Contact Bearer Color:	Black
Flammability Class (Contact Bearer):	UL 94 V-0
Molded Body Material:	TPU
Molded Body Color:	Orange
Flammability Class (Molded Body):	UL 94 HB
Attachment Material:	CuZn
Attachment Plating:	Nickel-plated
Shielding Material:	CuZn, tin-plated
Fastening Torque (Attachment):	M 12x1: (50-60) Ncm, hand-tight
Note:	Do not connect or disconnect under load.

## Cable Data

Cable Number:	288
Conductor Size:	0.34 mm <sup>2</sup>
Number of Wires:	4
Minimal Bending Radius (Fixed Inst):	> 5 x D
Minimal Bending Radius (Flexible Inst):	> 10 x D
Cycles (Bending):	> 5 M
Cycles (Torsion):	> 1 M @ ± 180 °/1 m
Conductor material:	Cu
Cable Jacket Material:	PUR
Cable Jacket Color:	black
Cable Diameter D:	ø 5.50 ± 0.20 mm
Wire Insulation Material:	PP
Insulated Wire Diameter:	ø 1.30 mm

Overall Shield (Cable):	Mesh wire
Ambient Temperature (Fixed Installation):	- 50 °C - + 80 °C
Ambient Temperature (Flex Installation):	- 25 °C - + 80 °C
Ambient Temperature (Drag Chain Inst):	- 25 °C - + 60 °C
UL Cable Type:	AWM: 20549
Flammability Class (Cable Jacket):	DIN EN 60332-2-2, VDE 0482-332-2-2, IEC 60332-2-2, CSA FT-2
Cable Characteristics:	Free of lacquer wetting disturbing substances; Good microbes and hydrolysis resistance; Mainly plasticizer diffusion free; Exclusion of PVC and silicone; Coldness flexibility

## Technical Data Side 2

Product Sub Family, Side 2:	M12 Standard
Type of Contact / Gender, Side 2:	Female
Connector Design, Side 2:	Straight
Attachment Type, Side 2:	Coupling Nut
Number of Pins, Side 2:	4
Coding, Side 2:	A
Contact Resistance, Side 2:	≤ 10 mOhm
Insulation Resistance, Side 2:	> 10 <sup>9</sup> Ohm
Mating Cycles, Side 2:	≤ 100
Ambient Temperature (Operation), Side 2*:	- 40 °C - + 90 °C
Operating Temperature (UL), Side 2:	max. + 50 °C
Protection Degree / IP Rating, Side 2**:	IP65, IP67, IP69K
Design Standard, Side 2:	IEC 61076-2-101
Pollution Degree, Side 2:	3 acc. to DIN EN 60664-1 (VDE 0110-1)
Overvoltage Category, Side 2:	III acc. to DIN EN 60664-1 (VDE 0110-1)
Contact Base Material, Side 2:	CuSn
Contact Plating, Side 2:	Cu/Au
Contact Bearer Material, Side 2:	PA
Contact Bearer Color, Side 2:	Black
Flammability Class (Contact Bearer), Side 2:	UL 94 V-0
Molded Body Material, Side 2:	TPU
Molded Body Color, Side 2:	Orange
Flammability Class (Molded Body), Side 2:	UL 94 HB
Attachment Material, Side 2:	CuZn
Attachment Plating, Side 2:	Nickel-plated
Shielding Material, Side 2:	CuZn, tin-plated
O-Ring Material, Side 2:	FKM, green
Fastening Torque (Attachment), Side 2:	M 12x1: (50-60) Ncm, hand-tight

## Approvals

UL-File:	E315587
UL:	UL 2238; cURus

## Safety & Environmental Compliance

RoHS Compliant:	yes
-----------------	-----

## Resistances

Halogenfree:	DIN EN 50267-2-1, IEC 60754-1, VDE 0482-267-2-1
Oil Resistance:	Good chemical and oil resistance

## Notes

Protection Degree / IP Rating Note:	** only if mounted and locked in combination with Hirschmann / Lumberg Automation connector.
Note Derating:	Notice derating

## Variants

Item #	Item Description	Cable Length
46414	RSTS 4-RKTS 4-288/0,3 M	0.3 m
46415	RSTS 4-RKTS 4-288/0,6 M	0.6 m

46416	RSTS 4-RKTS 4-288/1 M	1 m
49309	RSTS 4-RKTS 4-288/5 M	5 m
49310	RSTS 4-RKTS 4-288/1,5 M	1.5 m
49311	RSTS 4-RKTS 4-288/3 M	3 m
59862	RSTS 4-RKTS 4-288/15 M	15 m
66787	RSTS 4-RKTS 4-288/7,5 M	7.5 m
68611	RSTS 4-RKTS 4-288/20 M	20 m
89134	RSTS 4-RKTS 4-288/25 M	25 m
105785	RSTS 4-RKTS 4-288/30 M	30 m
105824	RSTS 4-RKTS 4-288/45 M	45 m
109751	RSTS 4-RKTS 4-288/2,5 M	2.5 m
934637051	RSTS 4-RKTS 4-288/4 M	4 m
934637052	RSTS 4-RKTS 4-288/6 M	6 m
47122	RSTS 4-RKTS 4-288/10 M	10 m
17314	RSTS 4-RKTS 4-288/12 M	12 m
46418	RSTS 4-RKTS 4-288/2 M	2 m
14156	RSTS 4-RKTS 4-288/3,5 M	3.5 m

© 2024 Belden, Inc

All Rights Reserved.

Although Belden makes every reasonable effort to ensure their accuracy at the time of this publication, information and specifications described here in are subject to error or omission and to change without notice, and the listing of such information and specifications does not ensure product availability.

Belden provides the information and specifications herein on an "ASIS" basis, with no representations or warranties, whether express, statutory or implied. In no event will Belden be liable for any damages (including consequential, indirect, incidental, special, punitive, or exemplary damages) whatsoever, even if Belden has been advised of the possibility of such damages, whether in an action under contract, negligence or any other theory, arising out of or in connection with the use, or inability to use, the information or specifications described herein.

All sales of Belden products are subject to Belden's standard terms and conditions of sale.

Belden believes this product to be in compliance with all applicable environmental programs as listed in the data sheet. The information provided is correct to the best of Belden's knowledge, information and belief at the date of its publication. This information is designed only as a general guide for the safe handling, storage, and any other operation of the product itself or the one that it becomes a part of. The Product Disclosure is not to be considered a warranty or quality specification. Regulatory information is for guidance purposes only. Product users are responsible for determining the applicability of legislation and regulations based on their individual usage of the product.