



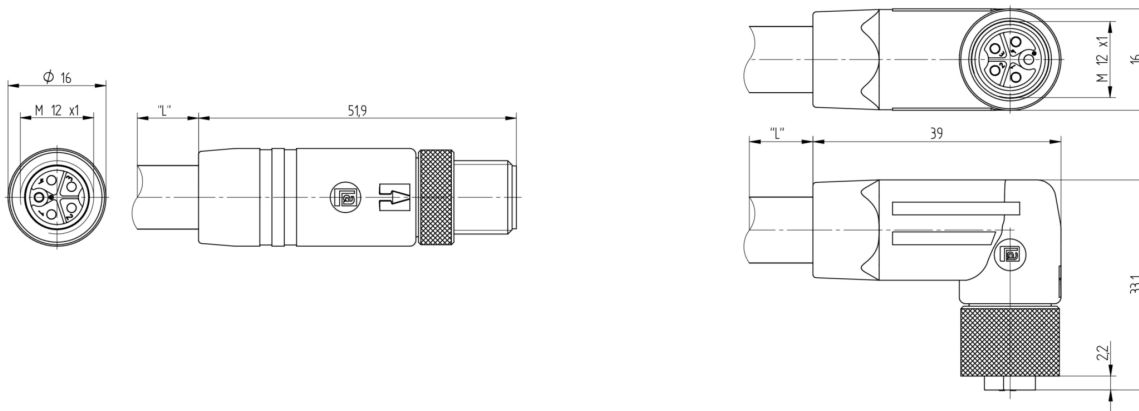
Product: [RST 5K-RKWT 5K-736 SW](#)

M12 Power Double-Ended Cordset: Male straight to female angled, 5-pin(4+PE), K-coded, black body, 600 V AC/DC, 10 A; PVC black cable, 0.75 mm²

Product Description

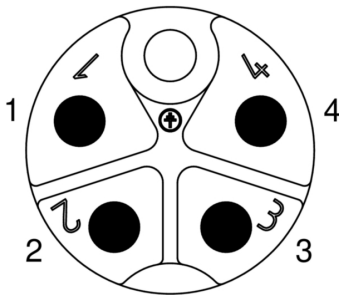
M12 Power Double-Ended Cordset: Male straight to female angled, 5-pin(4+PE), K-coded, black body, 600 V AC/DC, 10 A; PVC black cable, 0.75 mm²

Technical Drawing



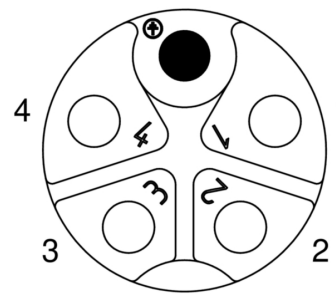
Male

PE



Female

PE



Technical Specifications

Face View Side 1

| Pin 1 | Pin 2 | Pin 3 | Pin 4 | PE |
|---------|---------|---------|---------|--------------|
| black 1 | black 2 | black 3 | black 4 | green-yellow |

Face View Side 2

| Pin 1 | Pin 2 | Pin 3 | Pin 4 | PE |
|---------|---------|---------|---------|--------------|
| black 1 | black 2 | black 3 | black 4 | green-yellow |

Product Description

| | |
|------------------------|-----------------------|
| Product Family: | Power Connector |
| Brand: | Lumberg Automation |
| Connector Type: | Cordset, double ended |
| Shielding: | Unshielded |
| Rated Voltage: | 630 V |
| Rated Impulse Voltage: | 6.0 kV |
| Operating Voltage: | 600 V AC/DC |
| Rated Current*: | 10 A |

Technical Data Side 1

| | |
|--------------------------------------|---|
| Product Sub Family: | M12 Power |
| Type of Contact / Gender: | male |
| Connector Design: | straight |
| Attachment Type: | Coupling Screw |
| Number of Pins: | 5(4+PE) |
| Coding: | K |
| Contact Resistance: | ≤ 10 mOhm |
| Insulation Resistance: | > 10 ⁹ Ohm |
| Mating Cycles: | ≤ 100 |
| Ambient Temperature (Operation)*: | -40 °C to +125 °C, notice derating |
| Protection Degree / IP Rating**: | IP65, IP67 |
| Design Standard: | IEC 61076-2-111 |
| Pollution Degree: | 3 acc. to DIN EN 60664-1 (VDE 0110-1) |
| Clearance / Creepage Distance: | DIN EN 60664-1 (2008/01); VDE 0110-1 |
| Overvoltage Category: | III acc. to DIN EN 60664-1 (VDE 0110-1) |
| Contact Base Material: | CuNi |
| Contact Plating: | Cu/Au |
| Contact Bearer Material: | PBT GF |
| Contact Bearer Color: | blue |
| Flammability Class (Contact Bearer): | UL 94 V-2 |
| Molded Body Material: | TPE |
| Molded Body Color: | black |
| Flammability Class (Molded Body): | UL 94 HB |
| Attachment Material: | CuZn |
| Attachment Plating: | Cu/Ni |
| O-Ring Material: | FKM |
| Fastening Torque (Contact Screw): | M 12x1: (50-60) Ncm, hand-tight |

Cable Data

| | |
|---|---|
| Cable Number: | 736 |
| Conductor Size: | 0.75 mm ² |
| Number of Wires: | 5 |
| Minimal Bending Radius (Fixed Inst): | > 4 x D |
| Minimal Bending Radius (Flexible Inst): | > 7.5 x D |
| Conductor material: | Cu |
| Cable Jacket Material: | PVC |
| Cable Jacket Color: | black |
| Cable Diameter D: | ø 6.7 ±0.20 mm |
| Wire Insulation Material: | PVC |
| Insulated Wire Diameter: | ø 1.85 mm |
| Ambient Temperature (Fixed Installation): | -40 °C to +90 °C |
| Ambient Temperature (Flex Installation): | -5 °C to +90 °C |
| UL Cable Type: | AWM: 2587 |
| Flammability Class (Cable Jacket): | VDE 0482-332-1-2, DIN EN 60332-1-2 / IEC 60332-1 / UL VW-1, CSA FT1 |

Technical Data Side 2

| | |
|--|---|
| Product Sub Family, Side 2: | M12 Power |
| Type of Contact / Gender, Side 2: | female |
| Connector Design, Side 2: | angled |
| Attachment Type, Side 2: | Coupling Nut |
| Number of Pins, Side 2: | 5(4+PE) |
| Coding, Side 2: | K |
| Contact Resistance, Side 2: | ≤ 10 mOhm |
| Insulation Resistance, Side 2: | > 10 ⁹ Ohm |
| Mating Cycles, Side 2: | ≤ 100 |
| Ambient Temperature (Operation), Side 2*: | -40 °C to +125 °C, notice derating |
| Protection Degree / IP Rating, Side 2**: | IP65, IP67 |
| Design Standard, Side 2: | IEC 61076-2-111 |
| Pollution Degree, Side 2: | 3 acc. to DIN EN 60664-1 (VDE 0110-1) |
| Clearance / Creepage Distance, Side 2: | DIN EN 60664-1 (2008/01); VDE 0110-1 |
| Overvoltage Category, Side 2: | III acc. to DIN EN 60664-1 (VDE 0110-1) |
| Contact Base Material, Side 2: | CuNi |
| Contact Plating, Side 2: | Cu/Au |
| Contact Bearer Material, Side 2: | PBT GF |
| Contact Bearer Color, Side 2: | blue |
| Flammability Class (Contact Bearer), Side 2: | UL 94 V-2 |
| Molded Body Material, Side 2: | TPE |
| Molded Body Color, Side 2: | black |
| Flammability Class (Molded Body), Side 2: | UL 94 HB |
| Attachment Material, Side 2: | CuZn |
| Attachment Plating, Side 2: | Cu/Ni |
| O-Ring Material, Side 2: | FKM |
| Fastening Torque (Contact Screw), Side 2: | M 12x1: (50-60) Ncm, hand-tight |

Safety & Environmental Compliance

| | |
|-----------------|-----|
| RoHS Compliant: | yes |
|-----------------|-----|

Notes

| | |
|-------------------------------------|---|
| Protection Degree / IP Rating Note: | ** only if mounted and locked in combination with Hirschmann / Lumberg Automation connector. |
| Note Derating: | * Notice derating |
| Product Characteristics: | To ensure ingress protection, please check the O-ring's position before connecting. Improperly positioned O-ring leads to ingress protection potential failure. |

Variants

| Item # | Item Description | Cable Length |
|-----------|----------------------------|--------------|
| 934853352 | RST 5K-RKWT 5K-736/2 M SW | 2 m |
| 934853353 | RST 5K-RKWT 5K-736/5 M SW | 5 m |
| 934853354 | RST 5K-RKWT 5K-736/10 M SW | 10 m |

© 2024 Belden, Inc

All Rights Reserved.

Although Belden makes every reasonable effort to ensure their accuracy at the time of this publication, information and specifications described here in are subject to error or omission and to change without notice, and the listing of such information and specifications does not ensure product availability.

Belden provides the information and specifications herein on an "ASIS" basis, with no representations or warranties, whether express, statutory or implied. In no event will Belden be liable for any damages (including consequential, indirect, incidental, special, punitive, or exemplary damages) whatsoever, even if Belden has been advised of the possibility of such damages, whether in an action under contract, negligence or any other theory, arising out of or in connection with the use, or inability to use, the information or specifications described herein.

All sales of Belden products are subject to Belden's standard terms and conditions of sale.

Belden believes this product to be in compliance with all applicable environmental programs as listed in the data sheet. The information provided is correct to the best of Belden's knowledge, information and belief at the date of its publication. This information is designed only as a general guide for the safe handling, storage, and any other operation of the product itself or the one that it becomes a part of. The Product Disclosure is not to be considered a warranty or quality specification. Regulatory information is for guidance purposes only. Product users are responsible for determining the applicability of legislation and regulations based on their individual usage of the product.