



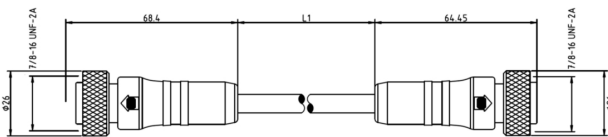
Product: [RSRK 401-839](#)

7/8" Power Double-Ended Cordset: Male straight to female straight, 4-pin, yellow body, 600 V (UL), 10 A (UL); TPE yellow cable, 16 AWG

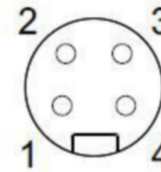
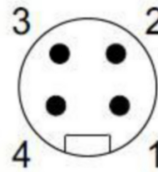
Product Description

RSRK 401-839 - 7/8" Power Double-Ended Cordset: Male straight to female straight, 4-pin, yellow body, 600 V (UL), 10 A (UL); TPE yellow cable, 16 AWG

Technical Drawing



FACE VIEW MALE FACE VIEW FEMALE



1 = BK □ ————— (1 = BK
 2 = WH □ ————— (2 = WH
 3 = RD □ ————— (3 = RD
 4 = GN □ ————— (4 = GN

Technical Specifications

Product Description

| | |
|----------------------|-----------------------|
| Product Family: | Power Connector |
| Brand: | Lumberg Automation |
| Connector Type: | Cordset, double ended |
| Shielding: | Unshielded |
| Rated Voltage: | 600 V |
| Rated Voltage (UL): | 600 V |
| Rated Current*: | 10 A |
| Rated Current (UL)*: | 10 A |

Technical Data Side 1

| | |
|---------------------------|------------------------------------|
| Product Sub Family: | 7/8" |
| Type of Contact / Gender: | Male |
| Connector Design: | straight |
| Attachment Type: | Coupling nut with internal threads |

| | |
|-----------------------------------|---------------------|
| Number of Pins: | 4 |
| Coding: | A |
| Ambient Temperature (Operation)*: | - 30 °C - + 90 °C |
| Protection Degree / IP Rating**: | IP65, IP67, NEMA 6P |
| Contact Base Material: | CuZn |
| Contact Plating: | Au over Ag |
| Contact Bearer Material: | TPU |
| Contact Bearer Color: | Yellow |
| Molded Body Material: | TPU |
| Molded Body Color: | Yellow |
| Attachment Material: | Al |

Cable Data

| | |
|---|---|
| Cable Number: | 839 |
| Conductor Size: | 16 AWG (65/34) |
| Number of Wires: | 4 |
| Minimal Bending Radius (Flexible Inst): | > 10 x D |
| Conductor material: | Stranded, BC |
| Cable Jacket Material: | TPE |
| Cable Jacket Color: | Yellow |
| Cable Diameter D: | Ø 8.7 mm |
| Wire Insulation Material: | PVC-Nylon |
| Insulated Wire Diameter: | Ø 2.5 mm |
| Ambient Temperature (Fixed Installation): | -30 °C to +90°C |
| UL Cable Type: | TC-ER (90°C Dry / 75°C Wet) 600 V |
| Flammability Class (Cable Jacket): | FT4 / IIEEC 1202 |
| Cable Characteristics: | Oil and Coolant, Vibration, UV, Abrasion, and Weld Spark resistant, Continuous Flex |

Technical Data Side 2

| | |
|---|---|
| Product Sub Family, Side 2: | 7/8" |
| Type of Contact / Gender, Side 2: | Female |
| Connector Design, Side 2: | Straight |
| Attachment Type, Side 2: | Coupling Nut |
| Number of Pins, Side 2: | 4 |
| Coding, Side 2: | A |
| Ambient Temperature (Operation), Side 2*: | -40°C to +90°C |
| Operating Temperature (UL), Side 2: | - 30 °C - + 90 °C |
| Protection Degree / IP Rating, Side 2**: | IP65, IP67, NEMA 6P |
| Contact Base Material, Side 2: | CuZn |
| Contact Plating, Side 2: | Au/Ag |
| Contact Bearer Material, Side 2: | TPU |
| Contact Bearer Color, Side 2: | Yellow |
| Molded Body Material, Side 2: | TPU |
| Molded Body Color, Side 2: | Yellow |
| Attachment Material, Side 2: | Al |
| Attachment Plating, Side 2: | anodized black |
| Note, Side 2: | Do not connect or disconnect under load |

Approvals

| | |
|----------|---------------|
| UL-File: | E104696 |
| UL: | UL recognized |

Safety & Environmental Compliance

| | |
|-----------------|-----|
| RoHS Compliant: | Yes |
|-----------------|-----|

Notes

| | |
|-------------------------------------|--|
| Protection Degree / IP Rating Note: | ** only if mounted and locked in combination with Hirschmann / Lumberg Automation connector. |
|-------------------------------------|--|

History

Variants

| Item # | Item Description | Cable Length |
|-----------|--------------------|--------------|
| 540003447 | RSRK 401-839/0.5M | 0.5 m |
| 500003680 | RSRK 401-839/1M | 1 m |
| 500003682 | RSRK 401-839/2M | 2 m |
| 540003086 | RSRK 401-839/12.5M | 12.5 m |
| 500004471 | RSRK 401-839/3M | 3 m |
| 500003684 | RSRK 401-839/4M | 4 m |
| 500003685 | RSRK 401-839/5M | 5 m |
| 500003686 | RSRK 401-839/6M | 6 m |
| 500003296 | RSRK 401-839/10M | 10 m |
| 500004298 | RSRK 401-839/15M | 15 m |
| 500004299 | RSRK 401-839/19M | 19 m |
| 500003681 | RSRK 401-839/20M | 20 m |
| 540003223 | RSRK 401-839/22M | 22 m |
| 500004300 | RSRK 401-839/25M | 25 m |
| 500004301 | RSRK 401-839/30M | 30 m |
| 500004592 | RSRK 401-839/35M | 35 m |
| 500004593 | RSRK 401-839/40M | 40 m |
| 500004594 | RSRK 401-839/70M | 70 m |

© 2024 Belden, Inc

All Rights Reserved.

Although Belden makes every reasonable effort to ensure their accuracy at the time of this publication, information and specifications described here in are subject to error or omission and to change without notice, and the listing of such information and specifications does not ensure product availability.

Belden provides the information and specifications herein on an "ASIS" basis, with no representations or warranties, whether express, statutory or implied. In no event will Belden be liable for any damages (including consequential, indirect, incidental, special, punitive, or exemplary damages) whatsoever, even if Belden has been advised of the possibility of such damages, whether in an action under contract, negligence or any other theory, arising out of or in connection with the use, or inability to use, the information or specifications described herein.

All sales of Belden products are subject to Belden's standard terms and conditions of sale.

Belden believes this product to be in compliance with all applicable environmental programs as listed in the data sheet. The information provided is correct to the best of Belden's knowledge, information and belief at the date of its publication. This information is designed only as a general guide for the safe handling, storage, and any other operation of the product itself or the one that it becomes a part of. The Product Disclosure is not to be considered a warranty or quality specification. Regulatory information is for guidance purposes only. Product users are responsible for determining the applicability of legislation and regulations based on their individual usage of the product.