

Product: [RSMWVS-4D-RSMWVS-4D-0467](#)

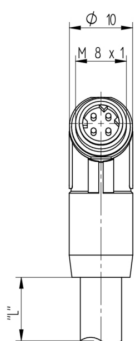
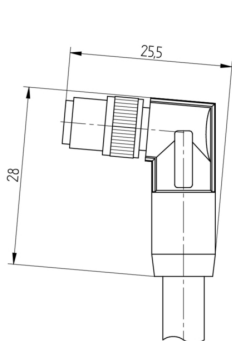


M8 cordset, PROFINET (Fast Ethernet 100 Mbit/s), Cat 5e, shielded, male, 4 poles, D coded, angled, PUR green cable, AWM 20549, 48 V AC / 60 V DC, 4 A / 0.5 A UL rated, IP65, IP67

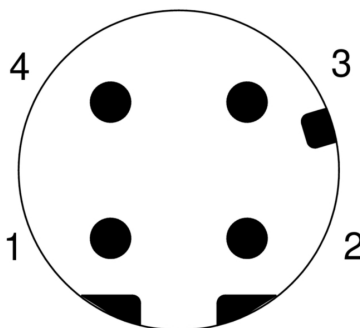
Product Description

M8 double ended cordset for PROFINET applications, Fast Ethernet Cat 5e up to 100 Mbit/s, shielded, 4 pole, D coded, male to male, angled to angled, PUR green cable, AWM 20549, \varnothing 6.5 \pm 0.20 mm, conductor size 2x2x0.34 mm², 48 V AC / 60 V DC operating voltage, rated current 4 A, suited for IP65 and IP67 environment

Technical Drawing



Male



Technical Specifications

Face View Side 1

Pin 1	Pin 2	Pin 3	Pin 4
yellow	white	orange	blue

Face View Side 2

Pin 1	Pin 2	Pin 3	Pin 4
yellow	white	orange	blue

Product Description

Product Family:	Data Connectors
Brand:	Lumberg Automation
Connector Type:	Cordset, double ended
Shielding:	Shielded
Rated Voltage:	60 V
Rated Voltage (UL):	30 V
Rated Impulse Voltage:	1.5 kV
Operating Voltage:	48 V AC / 60 V DC
Rated Current*:	4 A
Rated Current (UL)*:	0.5 A
Data Transmission:	Fast Ethernet Cat5e

Data Transmission Rate:	100 Mbit/s
-------------------------	------------

Technical Data Side 1

Product Sub Family:	M8 4D
Type of Contact / Gender:	Male
Connector Design:	Angled
Attachment Type:	Coupling Screw
Number of Pins:	4
Coding:	D
Contact Resistance:	10 mOhm
Insulation Resistance:	> 10 ⁸ Ohm
Mating Cycles:	≤ 100
Ambient Temperature (Operation)*:	- 25 °C - + 90 °C
Protection Degree / IP Rating**:	IP65, IP67
Design Standard:	IEC 61076-2-114
Pollution Degree:	3 acc. to DIN EN 60664-1 (VDE 0110-1)
Overvoltage Category:	III acc. to DIN EN 60664-1 (VDE 0110-1)
Contact Base Material:	CuSn
Contact Plating:	Cu/Au
Contact Bearer Material:	PA
Contact Bearer Color:	Black
Molded Body Material:	TPU
Molded Body Color:	Black
Housing Material:	TPU
Housing Color:	Black
Attachment Material:	CuZn
Attachment Plating:	Nickel-plated
Fastening Torque (Attachment):	M 8x1: 20 Ncm, hand-tight
Note:	Do not connect or disconnect under load.

Cable Data

Cable Number:	467
Conductor Size:	2x2x0.34 mm ²
Number of Wires:	4
Minimal Bending Radius (Fixed Inst):	5 x D
Minimal Bending Radius (Flexible Inst):	10 x D
Conductor material:	Cu
Cable Jacket Material:	PUR
Cable Jacket Color:	green
Cable Diameter D:	ø 6.5 ±0.20 mm
Wire Insulation Material:	PE
Insulated Wire Diameter:	ø 1,63 ±0.05 mm
Overall Shield (Cable):	Cu-ETP1 tinned
Foil shield:	AL-PETP
Ambient Temperature (Fixed Installation):	- 25 °C - + 90 °C
Ambient Temperature (Flex Installation):	-25 °C - +60 °C
Ambient Temperature (Drag Chain Inst):	- 5 °C - + 60 °C
UL Cable Type:	AWM: 20549
Flammability Class (Cable Jacket):	FT-2
Cable Characteristics:	Exclusion of dangerous materials
Core Colors:	quad: white & blue & yellow & orange

Technical Data Side 2

Product Sub Family, Side 2:	M8 4D
Type of Contact / Gender, Side 2:	Male
Connector Design, Side 2:	Angled
Attachment Type, Side 2:	Coupling Screw

Number of Pins, Side 2:	4
Contact Resistance, Side 2:	10 mOhm
Insulation Resistance, Side 2:	> 10 ⁸ Ohm
Mating Cycles, Side 2:	≤ 100
Ambient Temperature (Operation), Side 2*:	- 25 °C - + 90 °C
Operating Temperature (UL), Side 2:	max. + 90 °C
Protection Degree / IP Rating, Side 2**:	IP65, IP67
Design Standard, Side 2:	IEC 61076-2-114
Pollution Degree, Side 2:	3 acc. to DIN EN 60664-1 (VDE 0110-1)
Overvoltage Category, Side 2:	III acc. to DIN EN 60664-1 (VDE 0110-1)
Contact Base Material, Side 2:	CuSn
Contact Plating, Side 2:	Cu/Au
Molded Body Material, Side 2:	TPU
Molded Body Color, Side 2:	Black
Housing Material, Side 2:	TPU
Housing Color, Side 2:	Black
Attachment Material, Side 2:	CuZn
Attachment Plating, Side 2:	Nickel-plated
Fastening Torque (Attachment), Side 2:	M 8x1: 20 Ncm, hand-tight

Approvals

UL-File:	E469096
UL:	UL 1863; cULus

Safety & Environmental Compliance

RoHS Compliant:	yes
-----------------	-----

Resistances

Halogenfree:	IEC 60754-1
--------------	-------------

Notes

Protection Degree / IP Rating Note:	** only if mounted and locked in combination with Hirschmann / Lumberg Automation connector.
Note Derating:	Notice derating

History

Update and Revision:	Revision Number: 0.25 Revision Date: 04-30-2024
----------------------	---

Variants

Item #	Item Description	Cable Length
935037001	RSMWVS-4D-RSMWVS-4D-0467/01 M	1 m
935037002	RSMWVS-4D-RSMWVS-4D-0467/02 M	2 m
935037003	RSMWVS-4D-RSMWVS-4D-0467/05 M	5 m
935037004	RSMWVS-4D-RSMWVS-4D-0467/10 M	10 m

© 2024 Belden, Inc

All Rights Reserved.

Although Belden makes every reasonable effort to ensure their accuracy at the time of this publication, information and specifications described here in are subject to error or omission and to change without notice, and the listing of such information and specifications does not ensure product availability.

Belden provides the information and specifications herein on an "ASIS" basis, with no representations or warranties, whether express, statutory or implied. In no event will Belden be liable for any damages (including consequential, indirect, incidental, special, punitive, or exemplary damages) whatsoever, even if Belden has been advised of the possibility of such damages, whether in an action under contract, negligence or any other theory, arising out of or in connection with the use, or inability to use, the information or specifications described herein.

All sales of Belden products are subject to Belden's standard terms and conditions of sale.

Belden believes this product to be in compliance with all applicable environmental programs as listed in the data sheet. The information provided is correct to the best of Belden's knowledge, information and belief at the date of its publication. This information is designed only as a general guide for the safe handling, storage, and any other operation of the product itself or the one that it becomes a part of. The Product Disclosure is not to be considered a warranty or quality specification. Regulatory information is for guidance purposes only. Product users are responsible for determining the applicability of legislation and regulations based on their individual usage of the product.