



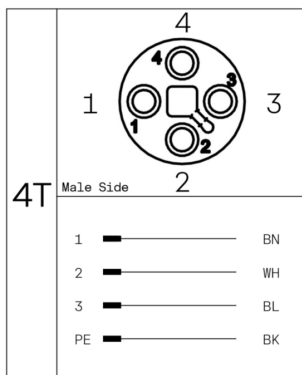
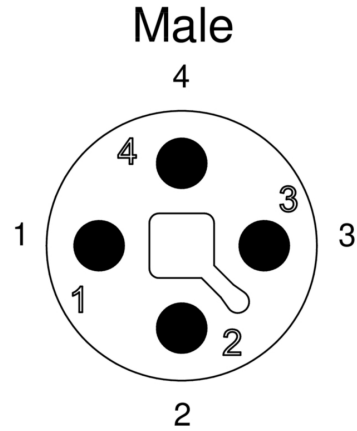
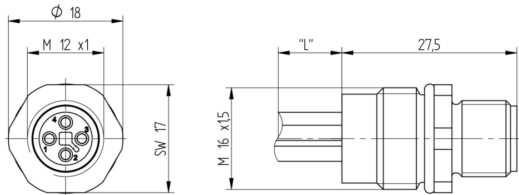
**Product:** [RSF6U 4T-033](#)

M12 Power | Receptacle | Male Front Mount → Open End, 4-pin T-code, (1.50 mm<sup>2</sup>) 16 AWG, 63 V / 16 A

**Product Description**

M12 Power | Receptacle | M12 Male Front Mount, #Contacts: 4, T-code → Open End | Hookup Wire(s): mPPE; 1.50 mm<sup>2</sup> (16 AWG) | 63 V / 16 A

**Technical Drawing**



**Technical Specifications**

**Face View**

| Pin 1 | Pin 2 | Pin 3 | Pin 4 |
|-------|-------|-------|-------|
| brown | white | blue  | black |

**Technical Data**

|                 |                 |
|-----------------|-----------------|
| Product Family: | Power Connector |
|-----------------|-----------------|

|                                   |                                     |
|-----------------------------------|-------------------------------------|
| Side 1 Product Sub Family:        | M12 Power                           |
| Brand:                            | Lumberg Automation                  |
| Connector Type:                   | Receptacle                          |
| Side 1 Type of Contact/Gender:    | Pin Contact / Male                  |
| Connector Design:                 | Receptacle   M12 Male   Front Mount |
| Number of Pins:                   | 4                                   |
| Coding, Side 1:                   | T                                   |
| Shielding Type:                   | Unshielded                          |
| Attachment Type:                  | Coupling Screw                      |
| Voltage Rating:                   | 63 V                                |
| Rated Voltage (UL):               | 63 V                                |
| Rated Impulse Voltage:            | 1.5 kV                              |
| Operating Voltage:                | 60 V AC/DC                          |
| Current Rating:                   | 16 A                                |
| Rated Current (UL)*:              | 16 A                                |
| Side 1 Contact Resistance:        | ≤ 10 mOhm                           |
| Insulation Resistance:            | > 10 <sup>9</sup> Ohm               |
| Mating Cycles:                    | ≤ 100                               |
| Ambient Temperature (Operation)*: | -40 °C to +125 °C, notice derating  |
| Protection Degree / IP Rating**:  | IP65, IP67, IP69K                   |
| Side 1 Design Standard:           | IEC 61076-2-111                     |
| Side 1 Pollution Degree:          | 3 acc. to IEC 60664-1               |
| Clearance / Creepage Distance:    | IEC 60664-1 (2020-05)               |
| Overvoltage Category:             | III acc. to IEC 60664-1             |

## Materials

|                                      |                                                               |
|--------------------------------------|---------------------------------------------------------------|
| Contact Base Material:               | Copper Alloy (CuNi)                                           |
| Side 1 Contact Plating:              | Gold over Copper (Cu/Au)                                      |
| Contact Bearer Material:             | Glass-filled Polybutylene Terephthalate (PBT GF)              |
| Contact Bearer Color:                | Dark-Grey                                                     |
| Flammability Class (Contact Bearer): | UL 94 V-2                                                     |
| Housing Material:                    | Copper Alloy (CuZn)                                           |
| Housing Plating:                     | Nickel (Ni)                                                   |
| Housing Color:                       | Silver                                                        |
| Attachment Material:                 | Copper Alloy (CuZn)                                           |
| Attachment Plating:                  | Nickel (Ni)                                                   |
| Gasket Material:                     | Fluoroelastomer (FKM)   Panel Gasket, Included with packaging |

## Additional Technical Data

|                                  |                                     |
|----------------------------------|-------------------------------------|
| Mount Type:                      | M16x1,5                             |
| Accessories to Order Separately: | Panel Nut: ID: 25049 Name: RSKFM 16 |

## Cable Data

|                                    |                                     |
|------------------------------------|-------------------------------------|
| Cable Number:                      | 033                                 |
| Conductor Size:                    | 1.50 mm <sup>2</sup>                |
| Number of Wires:                   | 4                                   |
| Conductor Material:                | Cu                                  |
| Wire Insulation Material:          | Modified Polyphenylene Ether (mPPE) |
| Insulated Wire Diameter:           | Ø 2.25 mm   0.089"                  |
| UL Cable Type:                     | AWM Style 11028                     |
| Flammability Class (Cable Jacket): | UL 1581 VW-1                        |

## Approvals

|          |                |
|----------|----------------|
| UL-File: | E497237        |
| UL:      | UL 2237; cULus |

## Safety & Environmental Compliance

|                 |     |
|-----------------|-----|
| RoHS Compliant: | Yes |
|-----------------|-----|

## Resistances

|                 |                    |
|-----------------|--------------------|
| Halogenfree:    | DIN VDE 0472 T.815 |
| Oil Resistance: | Yes                |

## Notes

|                                     |                                                                                                                                 |
|-------------------------------------|---------------------------------------------------------------------------------------------------------------------------------|
| Note Derating:                      | * Notice derating                                                                                                               |
| Protection Degree / IP Rating Note: | IP Rating tested according to IEC standard using combination of a Hirschmann or Lumberg Automation connector mounted and locked |
| Note:                               | 1. Do not connect or disconnect under load.                                                                                     |

## Variants

| Item #    | Item Description   | Cable Length |
|-----------|--------------------|--------------|
| 934980004 | RSF6U 4T-033/0,2 M | 0.2 m        |
| 934980008 | RSF6U 4T-033/0,5 M | 0.5 m        |
| 530025121 | RSF6U 4T-033/2 M   | 2 m          |

© 2026 Belden, Inc

All Rights Reserved.

Although Belden makes every reasonable effort to ensure their accuracy at the time of this publication, information and specifications described here in are subject to error or omission and to change without notice, and the listing of such information and specifications does not ensure product availability.

Belden provides the information and specifications herein on an "ASIS" basis, with no representations or warranties, whether express, statutory or implied. In no event will Belden be liable for any damages (including consequential, indirect, incidental, special, punitive, or exemplary damages) whatsoever, even if Belden has been advised of the possibility of such damages, whether in an action under contract, negligence or any other theory, arising out of or in connection with the use, or inability to use, the information or specifications described herein.

All sales of Belden products are subject to Belden's standard terms and conditions of sale.

Belden believes this product to be in compliance with all applicable environmental programs as listed in the data sheet. The information provided is correct to the best of Belden's knowledge, information and belief at the date of its publication. This information is designed only as a general guide for the safe handling, storage, and any other operation of the product itself or the one that it becomes a part of. The Product Disclosure is not to be considered a warranty or quality specification. Regulatory information is for guidance purposes only. Product users are responsible for determining the applicability of legislation and regulations based on their individual usage of the product.