



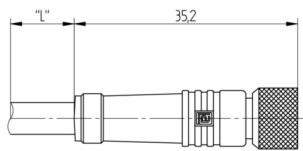
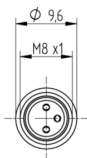
Product: [RKMV 3-224](#)

M8 Standard Sensor/Actuator Single-Ended Cordset: Female, straight, 3-pin, A-coded, translucent body, 50 V AC / 60 V DC, 4 A; PUR black cable, 3-wires, 0.34 mm²

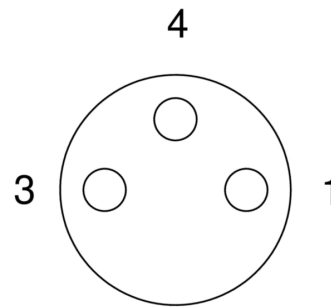
Product Description

M8 Standard Sensor/Actuator Single-Ended Cordset: Female, straight, 3-pin, A-coded, translucent body, 50 V AC / 60 V DC, 4 A; PUR black cable, 3-wires, 0.34 mm²

Technical Drawing



Female



Technical Specifications

Face View

| Pin 1 | Pin 3 | Pin 4 |
|-------|-------|-------|
| brown | blue | black |

Technical Data

| | |
|--------------------------------|------------------------------|
| Product Family: | Sensor / Actuator Connectors |
| Side 1 Product Sub Family: | M8 Standard |
| Brand: | Lumberg Automation |
| Connector Type: | Cordset, single ended |
| Side 1 Type of Contact/Gender: | Female |
| Connector Design: | Straight |
| Number of Pins: | 3 |
| Coding, Side 1: | A |
| Shielding Type: | Unshielded |
| Attachment Type: | Coupling Nut |
| Voltage Rating: | 60 V |
| Rated Voltage (UL): | 30 V AC/DC |
| Rated Impulse Voltage: | 1.5 kV |
| Operating Voltage: | 50 V AC / 60 V DC |
| Current Rating: | 4 A |
| Rated Current (UL)*: | 4 A |

| | |
|-----------------------------------|---|
| Side 1 Contact Resistance: | ≤ 10 mOhm |
| Insulation Resistance: | > 10 ⁹ Ohm |
| Mating Cycles: | ≤ 100 |
| Ambient Temperature (Operation)*: | - 40 °C - + 90 °C |
| Operating Temperature (UL): | max. + 70 °C |
| Protection Degree / IP Rating**: | IP65, IP67, IP69K |
| Side 1 Design Standard: | IEC 61076-2-104 |
| Side 1 Pollution Degree: | 3 acc. to DIN EN 60664-1 (VDE 0110-1) |
| Overtoltage Category: | III acc. to DIN EN 60664-1 (VDE 0110-1) |

Materials

| | |
|--------------------------------------|---------------|
| Contact Base Material: | CuSn |
| Side 1 Contact Plating: | Cu/Au |
| Contact Bearer Material: | TPU |
| Contact Bearer Color: | Orange |
| Flammability Class (Contact Bearer): | UL 94 HB |
| Molded Body Material: | TPU |
| Molded Body Color: | Translucent |
| Flammability Class (Molded Body): | UL 94 HB |
| Attachment Material: | CuZn |
| Attachment Plating: | Nickel-plated |
| O-Ring Material: | FKM, green |

Additional Technical Data

| | |
|--------------------------------|---------------------------|
| Fastening Torque (Attachment): | M 8x1: 30 Ncm, hand-tight |
|--------------------------------|---------------------------|

Cable Data

| | |
|---|--|
| Cable Number: | 224 |
| Conductor Size: | 0.34 mm ² |
| Number of Wires: | 3 |
| Minimal Bending Radius (Fixed Inst): | > 5 x D |
| Minimal Bending Radius (Flexible Inst): | > 10 x D |
| Cycles (Bending): | > 5 M |
| Cycles (Torsion): | > 5 M @ ± 360 °/1 m |
| Conductor Material: | Cu |
| Cable Jacket Material: | PUR |
| Cable Jacket Color: | black matt similarly RAL 9005 |
| Cable Diameter D: | ø 4.30 ± 0.20 mm |
| Wire Insulation Material: | PP |
| Insulated Wire Diameter: | ø 1.30 ± 0.10 mm |
| Ambient Temperature (Fixed Installation): | - 50 °C - + 80 °C |
| Ambient Temperature (Flex Installation): | - 25 °C - + 80 °C |
| Ambient Temperature (Drag Chain Inst): | - 25 °C - + 60 °C |
| UL Cable Type: | AWM: 20549 |
| Flammability Class (Cable Jacket): | DIN EN 50265-2-2, VDE 0482-265-2-2, IEC 60332-2-2, CSA FT2 |
| Cable Characteristics: | Good microbes and hydrolysis resistance; Mainly plasticizer diffusion free; Exclusion of PVC and silicone; Free of lacquer wetting disturbing substances; Coldness flexibility |

Approvals

| | |
|----------|----------------|
| UL-File: | E315587 |
| UL: | UL 2238; cURus |

Safety & Environmental Compliance

| | |
|-----------------|-----|
| RoHS Compliant: | yes |
|-----------------|-----|

Resistances

| | |
|-----------------|---|
| Halogenfree: | DIN EN 50267-2-1, IEC 60754-1, VDE 0482-267-2-1 |
| Oil Resistance: | Good chemical and oil resistance |

Notes

| | |
|-------------------------------------|--|
| Note Derating: | Notice derating |
| Protection Degree / IP Rating Note: | ** only if mounted and locked in combination with Hirschmann / Lumberg Automation connector. |
| Note: | Do not connect or disconnect under load. |

Variants

| Item # | Item Description | Cable Length |
|-----------|-------------------|--------------|
| 19698 | RKMV 3-224/1,5 M | |
| 934636148 | RKMV 3-224/0,29 M | 0.29 m |
| 9073 | RKMV 3-224/0,5 M | 0.5 m |
| 700001043 | RKMV 3-224/0,5 M | 0.5 m |
| 104643 | RKMV 3-224/2,55 M | 2.55 m |
| 11252 | RKMV 3-224/0,6 M | 0.6 m |
| 44036 | RKMV 3-224/1 M | 1 m |
| 17852 | RKMV 3-224/2 M | 2 m |
| 700000401 | RKMV 3-224/2 M | 2 m |
| 4284 | RKMV 3-224/2,5 M | 2.5 m |
| 43973 | RKMV 3-224/3 M | 3 m |
| 104641 | RKMV 3-224/3,1 M | 3.1 m |
| 12955 | RKMV 3-224/5 M | 5 m |
| 700000402 | RKMV 3-224/5 M | 5 m |
| 46606 | RKMV 3-224/6 M | 6 m |
| 103702 | RKMV 3-224/7,5 M | 7.5 m |
| 700001053 | RKMV 3-224/7.5 M | 7.5 m |
| 934637068 | RKMV 3-224/8 M | 8 m |
| 43566 | RKMV 3-224/10 M | 10 m |
| 700000403 | RKMV 3-224/10 M | 10 m |
| 934637069 | RKMV 3-224/12 M | 12 m |
| 44209 | RKMV 3-224/15 M | 15 m |
| 14360 | RKMV 3-224/16 M | 16 m |
| 44065 | RKMV 3-224/20 M | 20 m |
| 700000639 | RKMV 3-224/20 M | 20 m |
| 58735 | RKMV 3-224/25 M | 25 m |
| 2595 | RKMV 3-224/30 M | 30 m |

© 2026 Belden, Inc

All Rights Reserved.

Although Belden makes every reasonable effort to ensure their accuracy at the time of this publication, information and specifications described here in are subject to error or omission and to change without notice, and the listing of such information and specifications does not ensure product availability.

Belden provides the information and specifications herein on an "ASIS" basis, with no representations or warranties, whether express, statutory or implied. In no event will Belden be liable for any damages (including consequential, indirect, incidental, special, punitive, or exemplary damages) whatsoever, even if Belden has been advised of the possibility of such damages, whether in an action under contract, negligence or any other theory, arising out of or in connection with the use, or inability to use, the information or specifications described herein.

All sales of Belden products are subject to Belden's standard terms and conditions of sale.

Belden believes this product to be in compliance with all applicable environmental programs as listed in the data sheet. The information provided is correct to the best of Belden's knowledge, information and belief at the date of its publication. This information is designed only as a general guide for the safe handling, storage, and any other operation of the product itself or the one that it becomes a part of. The Product Disclosure is not to be considered a warranty or quality specification. Regulatory information is for guidance purposes only. Product users are responsible for determining the applicability of legislation and regulations based on their individual usage of the product.