

**Product:** [GSSNA 300 + GSSNA 300-5](#)

Life Cycle Status: Discontinued

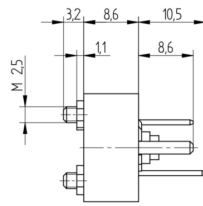
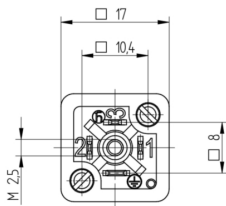
Replaced by: [GSSNA 300-1AW](#)

Discontinued with direct replacement | Replacement GSSNA 300-1AW

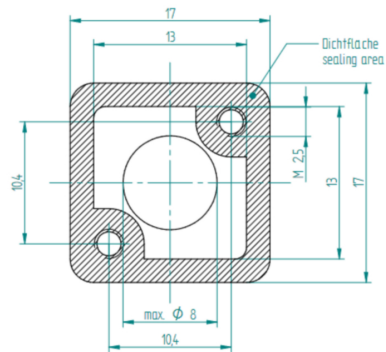
## Product Description

175301-803-C (DIN 43650-C): Male Receptacle Surface Mount, Form C, Contacts: 3+PE, solder type, 250 V | 6 A, includes NBR flat gasket; cURus 1977

## Technical Drawing



Panel cutout GSSNA



## Technical Specifications

### Technical Data

Product Family:	Valve Connectors
Product Sub Family:	GSSNA DIN Standard
Brand:	Hirschmann
Connector Type:	Receptacle
Type of Contact / Gender:	Male
Connector Design:	Straight
Number of Pins:	3+PE
Coding:	C
Shielding:	Unshielded
Attachment Type:	2 screws M 3 x 8
Replaced by:	ID: 36322 Name: GSSNA 300-1AW
Rated Voltage:	250 V
Rated Voltage (UL):	250 V
Rated Voltage (CSA):	300 V AC/DC
Rated Impulse Voltage:	4.0 kV
Operating Voltage:	230 V AC/DC
Rated Current*:	6 A
Rated Current (UL)*:	6 A

Rated Current (CSA)*:	6 A
Contact Resistance:	≤ 10 mOhm
Insulation Resistance:	> 10^9 Ohm
Mating Cycles:	≤ 50
Type of Connection:	Solder
Conductor Cross Section:	0.08 - 0.75 mm²
Ambient Temperature (Operation)*:	-40 °C - +125 °C
Operating Temperature (UL):	max. + 65 °C
Operating Temperature (CSA):	max. + 65 °C
Protection Degree / IP Rating**:	IP65
Design Standard:	DIN EN 175 301-803-C
Pollution Degree:	3 acc. to DIN EN 60664-1 (VDE 0110-1)
Clearance / Creepage Distance:	DIN EN 60664-1 (2008/01); VDE 0110-1
Overvoltage Category:	III acc. to DIN EN 60664-1 (VDE 0110-1)

Materials

Contact Base Material:	CuZn
Contact Plating:	Cu/Sn
Contact Bearer Material:	PA GF
Contact Bearer Color:	black
Flammability Class (Contact Bearer):	UL 94 V-2
Housing Color:	black
Gasket Material:	NBR flat gasket included with packaging

Additional Technical Data

Fastening torque (mounting screw):	(50-60) Ncm
Mounting:	M3 (2x)

Approvals

UL-File:	E95522
UL:	UL 1977; UR
VDE:	yes
CSA:	yes
SEV:	yes

Safety & Environmental Compliance

RoHS Compliant:	yes
-----------------	-----

Notes

Note Derating:	Notice derating
Protection Degree / IP Rating Note:	*IP Rating test performed by Belden with Belden Connectors only
Note:	Do not connect or disconnect under load.

© 2025 Belden, Inc

All Rights Reserved.

Although Belden makes every reasonable effort to ensure their accuracy at the time of this publication, information and specifications described here in are subject to error or omission and to change without notice, and the listing of such information and specifications does not ensure product availability.

Belden provides the information and specifications herein on an "ASIS" basis, with no representations or warranties, whether express, statutory or implied. In no event will Belden be liable for any damages (including consequential, indirect, incidental, special, punitive, or exemplary damages) whatsoever, even if Belden has been advised of the possibility of such damages, whether in an action under contract, negligence or any other theory, arising out of or in connection with the use, or inability to use, the information or specifications described herein.

All sales of Belden products are subject to Belden's standard terms and conditions of sale.

Belden believes this product to be in compliance with all applicable environmental programs as listed in the data sheet. The information provided is correct to the best of Belden's knowledge, information and belief at the date of its publication. This information is designed only as a general guide for the safe handling, storage, and any other operation of the product itself or the one that it becomes a part of. The Product Disclosure is not to be considered a warranty or quality specification. Regulatory information is for guidance purposes only. Product users are responsible for determining the applicability of legislation and regulations based on their individual usage of the product.