



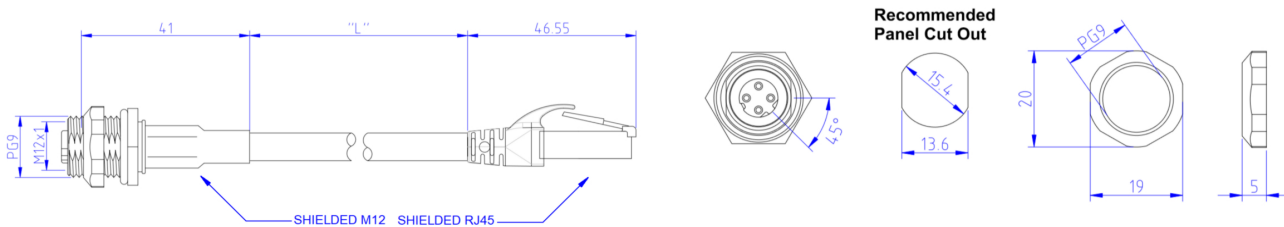
**Product:** [0985 YM57530 104](#)

Fast Ethernet Cat5e, double-ended cord set, RJ45 male, straight, 8-pin to a M12 female, PG9 panel rear mount, 4-pin, D-coding, 24 AWG TPE cable, stranded/shielded, 2 twisted bonded pairs with teal jacket

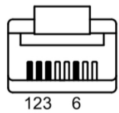
## Product Description

Fast Ethernet Cat5e, double-ended cord set, RJ45 male, straight, 8-pin to a M12 female, PG9 panel rear mount, 4-pin, D-coding, 24 AWG TPE cable, stranded/shielded, 2 twisted bonded pairs with teal jacket

## Technical Drawing

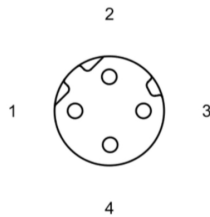


Technical Data Side 1  
RJ45 Male



**Color Code**  
1 = WH/OR  
3 = WH/GN  
2 = OR  
6 = GN  
Shield = RJ45 Sleeve

Technical Data Side 2  
M12 Female



**Color Code**  
1 = WH/OR  
2 = WH/GN  
3 = OR  
4 = GN  
Shield = Sleeve

## Technical Specifications

### Product Description

Product Family:	Data Connectors
Brand:	Lumberg Automation
Connector Type:	Cordset, double ended
Shielding:	Shielded
Rated Voltage:	42 V
Rated Impulse Voltage:	1.5 kV
Operating Voltage:	30 V AC/ 42 V DC

Rated Current*:	1.5 A
Data Transmission:	Fast Ethernet Cat5e
Data Transmission Rate:	100 Mbit/s

Technical Data Side 1

Product Sub Family:	RJ45
Type of Contact / Gender:	Male
Connector Design:	Straight
Attachment Type:	Plug
Number of Pins:	8 (4 terminated)
Coding:	RJ45
Mating Cycles:	≤ 750
Ambient Temperature (Operation)*:	- 40 °C - + 70 °C
Protection Degree / IP Rating**:	IP20
Contact Base Material:	P / CuSN
Contact Plating:	Au
Contact Bearer Material:	Polycarbonate
Contact Bearer Color:	Clear
Molded Body Material:	Elastomer Polyolefin
Molded Body Color:	Black

Cable Data

Cable Type:	104
Cable Number:	YM57530
Conductor Size:	24 AWG
Number of Wires:	2 Pair (bonded twisted pairs)
Minimal Bending Radius (Fixed Inst):	5 x D
Minimal Bending Radius (Flexible Inst):	10 x D
Cycles (Bending):	3
Cycles (Torsion):	> 5 M @ ± 360 °/1 m
Cable Jacket Material:	TPE
Cable Jacket Color:	Teal
Cable Diameter D:	ø 7.62 mm
Wire Insulation Material:	Polyolefin
Insulated Wire Diameter:	ø 1.02 ± 0.05 mm
Overall Shield (Cable):	TC Braid 65%
Foil shield:	Al Foil 100%
Ambient Temperature (Fixed Installation):	- 40 °C - + 75 °C
Ambient Temperature (Flex Installation):	- 25 °C - + 75 °C
Ambient Temperature (Drag Chain Inst):	- 25 °C - + 60 °C
UL Cable Type:	AWM 20626, 80C 600 V
Cable Characteristics:	NEMA WC-63.1 Category 5, ICEA 661, Category 5e Patch, TIA/EI-568-B.2, Category 5e, Indoor/Outdoor Yes, Oil Res
Core Colors:	Bonded Twisted pairs: wh/or   wh/gn

Technical Data Side 2

Product Sub Family, Side 2:	M12 Standard
Type of Contact / Gender, Side 2:	Female
Connector Design, Side 2:	Panel Mount PG9 Rear Mount
Attachment Type, Side 2:	Internally Threaded
Number of Pins, Side 2:	4
Coding, Side 2:	D
Mating Cycles, Side 2:	≤ 100
Ambient Temperature (Operation), Side 2*:	- 25 °C - + 75 °C
Protection Degree / IP Rating, Side 2**:	IP65, IP67
Design Standard, Side 2:	IEC 61076-2-101
Pollution Degree, Side 2:	3 acc. to DIN EN 60664-1 (VDE 0110-1)
Overvoltage Category, Side 2:	III acc. to DIN EN 60664-1 (VDE 0110-1)

Contact Base Material, Side 2:	CuSn
Contact Plating, Side 2:	Cu/Au
Contact Bearer Material, Side 2:	PBT
Contact Bearer Color, Side 2:	Black
Flammability Class (Contact Bearer), Side 2:	UL 94 HB
Molded Body Material, Side 2:	CuSn, Nickled Plated
Molded Body Color, Side 2:	Sliver
Shielding Material, Side 2:	CuZn, tin-plated
Fastening Torque (Attachment), Side 2:	M 12x1: (50-60) Ncm, hand-tight

Safety & Environmental Compliance

RoHS Compliant:	Yes
-----------------	-----

Resistances

Oil Resistance:	Yes
-----------------	-----

Notes

Note Derating:	Notice derating
----------------	-----------------

History

Update and Revision:	Revision Number: 0.39 Revision Date: 04-25-2023
----------------------	---

Variants

Item #	Item Description	Cable Length
900005234	0985 YM57530 104/0.15M	0.15 m
900004155	0985 YM57530 104/0.25M	0.25 m
900004849	0985 YM57530 104/0.3M	0.3 m
900004156	0985 YM57530 104/0.5M	0.5 m
900016166	0985 YM57530 104/2.5M	0.5 m
900004850	0985 YM57530 104/0.6M	0.6 m
900004157	0985 YM57530 104/1M	1 m
900004158	0985 YM57530 104/2M	2 m
900004858	0985 YM57530 104/3M	3 m
900004159	0985 YM57530 104/5M	5 m
900016024	0985 YM57530 104/6M	6 m
900004160	0985 YM57530 104/10M	10 m
900004161	0985 YM57530 104/15M	15 m
900004162	0985 YM57530 104/20M	20 m

© 2025 Belden, Inc

All Rights Reserved.

Although Belden makes every reasonable effort to ensure their accuracy at the time of this publication, information and specifications described here in are subject to error or omission and to change without notice, and the listing of such information and specifications does not ensure product availability.

Belden provides the information and specifications herein on an "ASIS" basis, with no representations or warranties, whether express, statutory or implied. In no event will Belden be liable for any damages (including consequential, indirect, incidental, special, punitive, or exemplary damages) whatsoever, even if Belden has been advised of the possibility of such damages, whether in an action under contract, negligence or any other theory, arising out of or in connection with the use, or inability to use, the information or specifications described herein.

All sales of Belden products are subject to Belden's standard terms and conditions of sale.

Belden believes this product to be in compliance with all applicable environmental programs as listed in the data sheet. The information provided is correct to the best of Belden's knowledge, information and belief at the date of its publication. This information is designed only as a general guide for the safe handling, storage, and any other operation of the product itself or the one that it becomes a part of. The Product Disclosure is not to be considered a warranty or quality specification. Regulatory information is for guidance purposes only. Product users are responsible for determining the applicability of legislation and regulations based on their individual usage of the product.