


**Product:** [0975 254 103](#) 

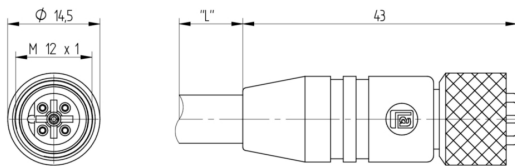


PROFIBUS Data Single-Ended Cordset: M12 Standard, female, straight, 5-pin, B-coded, shielded, black body, 50 V AC / 60 V DC, 4 A; PUR violet cable, 2-wires, 0.34 mm<sup>2</sup>

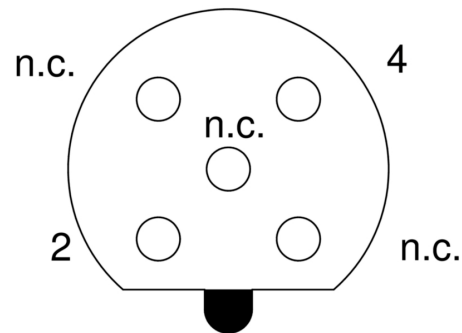
### Product Description

PROFIBUS Data Single-Ended Cordset: M12 Standard, female, straight, 5-pin, B-coded, shielded, black body, 50 V AC / 60 V DC, 4 A; PUR violet cable, 2-wires, 0.34 mm<sup>2</sup>

### Technical Drawing



## Female



### Technical Specifications

#### Face View

Pin 1	Pin 2	Pin 3	Pin 4	Pin 5
n.c.	green	n.c.	red	n.c.

#### Technical Data

Product Family:	Data Connectors
Product Sub Family:	M12 Standard
Brand:	Lumberg Automation
Connector Type:	Cordset, single ended
Type of Contact / Gender:	Female
Connector Design:	Straight
Number of Pins:	5
Coding:	B
Shielding:	Shielded
Attachment Type:	Coupling Nut
Rated Voltage:	60 V
Rated Impulse Voltage:	1.5 kV
Operating Voltage:	50 V AC / 60 V DC
Rated Current*:	4 A
Data Transmission:	PROFIBUS

Contact Resistance:	≤ 10 mOhm
Insulation Resistance:	> 10 <sup>9</sup> Ohm
Mating Cycles:	≤ 100
Ambient Temperature (Operation)*:	- 25 °C - + 80 °C
Protection Degree / IP Rating**:	IP65, IP67
Design Standard:	IEC 61076-2-101
Pollution Degree:	3 acc. to DIN EN 60664-1 (VDE 0110-1)
Overvoltage Category:	III acc. to DIN EN 60664-1 (VDE 0110-1)

## Materials

Contact Base Material:	CuZn
Contact Plating:	Cu/Au
Contact Bearer Material:	TPU
Contact Bearer Color:	Violett
Flammability Class (Contact Bearer):	UL 94 HB
Molded Body Material:	TPU
Molded Body Color:	Black
Flammability Class (Molded Body):	UL 94 HB
Attachment Material:	CuZn
Attachment Plating:	Nickel-plated
Shielding Material:	CuZn, tin-plated

## Additional Technical Data

Fastening Torque (Attachment):	M 12x1: (50-60) Ncm, hand-tight
--------------------------------	---------------------------------

## Cable Data

Cable Number:	254
Conductor Size:	0.34 mm <sup>2</sup>
Number of Wires:	2
Minimal Bending Radius (Fixed Inst):	> 5 x D
Minimal Bending Radius (Flexible Inst):	> 10 x D
Cycles (Bending):	> 1 M
Conductor material:	Cu
Cable Jacket Material:	PUR
Cable Jacket Color:	violet matt similarly RAL 4001
Cable Diameter D:	ø 7.60 ± 0.30 mm
Wire Insulation Material:	PE
Insulated Wire Diameter:	ø 2.60 ± 0.05 mm
Overall Shield (Cable):	Cu-ETP1 tinned
Foil shield:	Al-PT Foil
Ambient Temperature (Fixed Installation):	- 50 °C - + 80 °C
Ambient Temperature (Flex Installation):	- 25 °C - + 80 °C
Ambient Temperature (Drag Chain Inst):	- 25 °C - + 60 °C
UL Cable Type:	AWM: 20549
Flammability Class (Cable Jacket):	DIN EN 60332-2-2, VDE 0482-332-2-2, IEC 60332-2-2, CSA FT-2, flame-retardant
Cable Characteristics:	Exclusion of dangerous materials; Line fulfills the transmission values RS485 (Type A) of the PROFIBUS user organization; Free of lacquer wetting disturbing substances; Good microbes and hydrolysis resistance Mainly plasticizer diffusion free; Good chemical and oil resistance; Exclusion of PVC and Silicone; Coldness flexibility
Core Colors:	red, green

## Safety & Environmental Compliance

RoHS Compliant:	yes
-----------------	-----

## Resistances

Halogenfree:	DIN EN 50267-2-1, IEC 60754-1, VDE 0482-267-2-1
--------------	---

## Notes

Note Derating:	Notice derating
Protection Degree / IP Rating Note:	** only if mounted and locked in combination with Hirschmann / Lumberg Automation connector.
Note:	Do not connect or disconnect under load.

## Variants

Item #	Item Description	Cable Length
55410	0975 254 103/0,3 M	0.3 m
27466	0975 254 103/0,5 M	0.5 m
86913	0975 254 103/0,6 M	0.6 m
12504	0975 254 103/1 M	1 m
18010	0975 254 103/1,5 M	1.5 m
17047	0975 254 103/2 M	2 m
12505	0975 254 103/3 M	3 m
27683	0975 254 103/4 M	4 m
12506	0975 254 103/5 M	5 m
38430	0975 254 103/6 M	6 m
29422	0975 254 103/7 M	7 m
67258	0975 254 103/8 M	8 m
50998	0975 254 103/9 M	9 m
34618	0975 254 103/10 M	10 m
82951	0975 254 103/12 M	12 m
28404	0975 254 103/15 M	15 m
50580	0975 254 103/20 M	20 m
58900	0975 254 103/25 M	25 m
67789	0975 254 103/30 M	30 m
934636645	0975 254 103/35 M	35 m
792	0975 254 103/40 M	40 m
7072	0975 254 103/50 M	50 m

© 2021 Belden, Inc

All Rights Reserved.

Although Belden makes every reasonable effort to ensure their accuracy at the time of this publication, information and specifications described here in are subject to error or omission and to change without notice, and the listing of such information and specifications does not ensure product availability.

Belden provides the information and specifications herein on an "ASIS" basis, with no representations or warranties, whether express, statutory or implied. In no event will Belden be liable for any damages (including consequential, indirect, incidental, special, punitive, or exemplary damages) whatsoever, even if Belden has been advised of the possibility of such damages, whether in an action under contract, negligence or any other theory, arising out of or in connection with the use, or inability to use, the information or specifications described herein.

All sales of Belden products are subject to Belden's standard terms and conditions of sale.

Belden believes this product to be in compliance with all applicable environmental programs as listed in the data sheet. The information provided is correct to the best of Belden's knowledge, information and belief at the date of its publication. This information is designed only as a general guide for the safe handling, storage, and any other operation of the product itself or the one that it becomes a part of. The Product Disclosure is not to be considered a warranty or quality specification. Regulatory information is for guidance purposes only. Product users are responsible for determining the applicability of legislation and regulations based on their individual usage of the product.