


**PB 502**

**Belden Analog Audio Snake Cables**

Simplify field termination with three series of audio snake cables - jacketed plenum, Banana Peel® plenum, and waterblocked.



**Individually jacketed pairs eliminate the need for heat shrink, saving an extra step in installation and reducing labor costs**

Analog Audio Snake Cables are specially designed for the broadcast industry, Belden is adding to the family of audio snake cables to simplify field terminations.

**Application**


Snake cables are used to connect multiple audio channels in low-level (microphone) and high-level (line) componentry such as console board equipment for recording studios, radio television stations, post-production facilities, and sound system installations. With Belden's individually shielded and jacketed snakes, pairs can be split out of the overall jacket for any length and connectorized directly without the need for heat shrink tubing or costly and time-consuming preparation.

**Beldfoil® Shielding**

Belden pioneered the development of an aluminum/polyester foil for use as a cable shield and was awarded a patent for the Beldfoil design. Beldfoil is a laminated tape of aluminum foil bonded to polyester film. The aluminum foil provides electrostatic shielding, while the polyester film adds strength and extra insulation. Since a Beldfoil shield is lightweight, strong, flexible and thin, yet extremely effective, it is ideally suited for multiple pair individually shielded audio, communication, and data cables. It provides 100 percent shield coverage for improved protection against radiated emissions and ingress at audio and radio frequencies.

**Banana Peel® Audio Snake Cables**

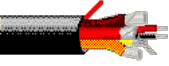
- Each component is bundled and affixed to a center spline, eliminating the need for an overall jacket
- Foil is bonded to the jacket for easier termination
- Better bend radius than traditional jacketed products
- Smaller OD occupies less space in conduit
- Requires less effort and less installation time

Cable Description	Part No.	UL NEC/ C(UL) CEC Type	No. of Pairs	Standard Lengths (Ft.)	Standard Unit Weight (Lbs.)	Inner Pair Jacket O.D. (in.)	Nominal OD (in.)	Nominal DCR Conductor	Nominal DCR Shield (Inner Pair)	Nominal Capacitance (Between Conductors)	Nominal Capacitance (Between Conductor/ Shield)
<b>22 AWG Stranded (7x30) Tinned Copper Conductor • Twisted Pairs w/Beldfoil Shield (100%)</b>											
<b>FEP Insulation • Fluoropolymer Jacket (Black)</b>											
300V RMS 60°C	<b>9451DP</b>	NEC: CMP CEC: CMP	2	500 1000	54	.127"	.127x 269	14.1Ω/M'	10.5Ω/M'	35 pF/Ft.	67 pF/Ft.
	<b>9451PS4</b>	NEC: CMP CEC: CMP	4	500 1000	60	.127"	.306	14.1Ω/M'	10.5Ω/M'	35 pF/Ft.	67 pF/Ft.
	<b>9451PS6</b>	NEC: CMP CEC: CMP	6	500 1000	88	.127"	.381	14.1Ω/M'	10.5Ω/M'	35 pF/Ft.	67 pF/Ft.

DCR = DC Resistance • Capacitance between one conductor and other conductors connected to the shield • Each pair has a 22 AWG drain

## Plenum Jacketed Audio Snake Cables


- Individually shielded and jacketed pairs eliminate the need for heat shrink
- Saves an extra step in installation and reduces labor costs
- Foil is bonded to the jacket for easier termination

Cable Description	Part No.	UL NEC/ C(UL) CEC Type	No. of Pairs	Standard Lengths (Ft.)	Standard Unit Weight (Lbs.)	Inner Pair Jacket O.D. (in.)	Nominal OD (In.)	Nominal DCR Conductor	Nominal DCR Shield (Inner Pair)	Nominal Capacitance (Between Conductors)	Nominal Capacitance (Between Conductor/ Shield)
<b>22 AWG Stranded (7x30) Tinned Copper Conductor • Twisted Pairs w/Beldfoil Shield (100%)</b>											
<b>FEP Insulation • Inner PVDF Jackets • Fluoropolymer Jacket (Black)</b>											
	1815P	NEC: CMP CEC: CMP	4	500 1000	52	.119"	.317	14.1Ω/M'	10.5Ω/M'	27 pF/Ft.	52 pF/Ft.
	1816P	NEC: CMP CEC: CMP	6	500 1000	76	.119"	.387	14.1Ω/M'	10.5Ω/M'	27 pF/Ft.	52 pF/Ft.
	1817P	NEC: CMP CEC: CMP	8	500 1000	98	.119"	.424	14.1Ω/M'	10.5Ω/M'	27 pF/Ft.	52 pF/Ft.
	1818P	NEC: CMP CEC: CMP	12	500 1000	144	.119"	.524	14.1Ω/M'	10.5Ω/M'	27 pF/Ft.	52 pF/Ft.

DCR = DC Resistance • Capacitance between one conductor and other conductors connected to the shield • Each pair has a 22 AWG drain

## Waterblocked Audio Snake Cables

- Outdoor-rated with a dry water-blocking tape, which reduces the installation difficulties associated with water-blocking gel
- Suitable for direct burial
- Foil is bonded to the jacket for easier termination

Cable Description	Part No.	No. of Pairs*	Overall Drain (AWG)	Standard Lengths (Ft.)	Standard Unit Weight (Lbs.)	Inner Pair Jacket O.D. (in.)	Nominal OD (In.)	Nominal DCR Conductor	Nominal DCR Shield (Inner Pair)	Nominal Capacitance (Between Conductors)	Nominal Capacitance (Between Conductor / Shield)
<b>22 AWG Stranded (7x30) Tinned Copper Conductor • Twisted Pairs w/Beldfoil Shield (100%)</b>											
<b>Polyolefin Insulation • Inner PVC Jacket • HDPEC Jacket (Black)</b>											
	9451WB	1	22	1000	11	.133"	.165	14.1Ω/M'	10.5Ω/M'	31 pF/Ft.	56 pF/Ft.
	1814WB	2	22	1000	48	.133"	.362	14.1Ω/M'	10.5Ω/M'	31 pF/Ft.	56 pF/Ft.
	1815WB	4	18	1000	78	.133"	.417	14.1Ω/M'	10.5Ω/M'	31 pF/Ft.	56 pF/Ft.
	1816WB	6	18	1000	109	.133"	.486	14.1Ω/M'	10.5Ω/M'	31 pF/Ft.	56 pF/Ft.
	1817WB	8	18	1000	133	.133"	.537	14.1Ω/M'	10.5Ω/M'	31 pF/Ft.	56 pF/Ft.
	1818WB	12	18	500 1000	207	.133"	.665	14.1Ω/M'	10.5Ω/M'	31 pF/Ft.	56 pF/Ft.

DCR = DC Resistance • Capacitance between one conductor and other conductors connected to the shield • Each pair has a 22 AWG drain